

Mi·Light[®]
User Instruction

IP Rate: IP65
RGB+CCT Smart LED Garden Light
Model No.: FUTC01 / C02

Features



RGB+CCT
16 Millions of colors to choose



Color temperature
2700~6500K



Dimmable
Saturation control



2.4G RF wireless transmission
technology



Remote control
Control distance 30m



Smart phone App control
Mi-Light WiFi ibox is needed



Waterproof and dustproof
grade IP65



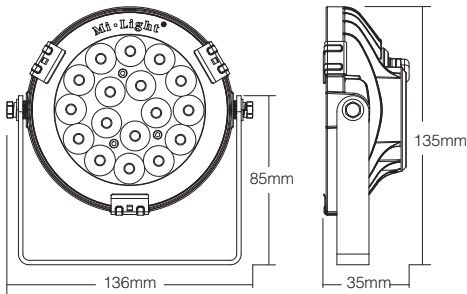
Beam Angle 15°
Illumination distance Greater than 10m



Made in China

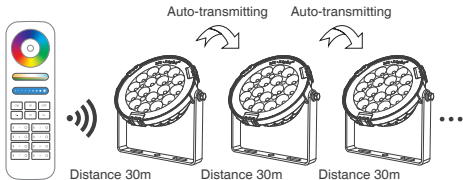
Parameters

Model No.	FUTC01	FUTC02
Input Voltage	DC 24V	AC86~265V / 50~60Hz
Power	9W	9W
Color temperature	2700K~6500K	2700K~6500K
Luminous Flux	700LM	700LM
Light Efficiency	80LM/W	80LM/W
CRI	>80	>80
PF	—	>0.5
Lifespan	50000 hours	50000 hours
Beam Angle	15°	15°
Illumination distance	>10m	>10m
IP Rate	IP65	IP65
Material	Aluminum	Aluminum



Auto-transmitting Diagram


One Garden Light can transmit the signals from the remote control to another Garden Light within 30m, as long as there is a Garden Light within 30m, the remote control distance can be limitless.

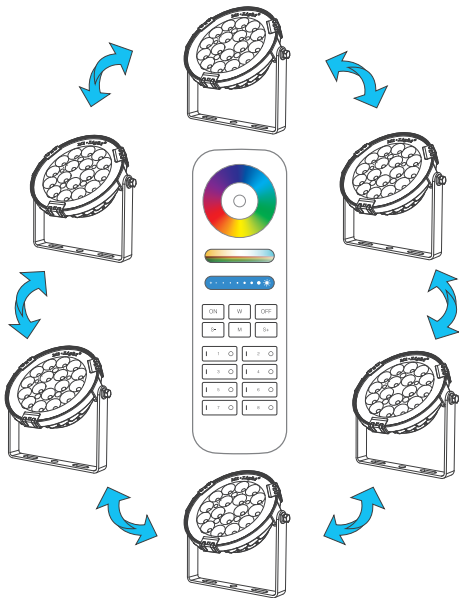


Auto-synchronization function

Different Garden Light can work synchronously when they are started at different times, controlled by the same remote, under same dynamic mode and with same speed.

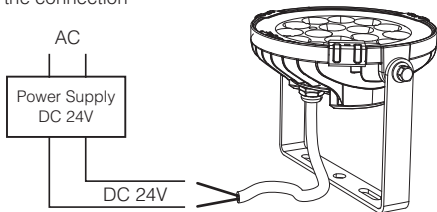
Remark:

1.  Indicating Auto-transmitting.
2. Controller will be auto-synchronizing in the same dynamic modes and within 30m controlling distance.



FUTC01 Connection diagram

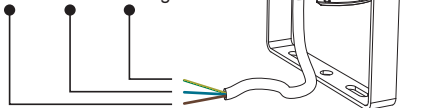
Input Voltage DC 24V, don't need to distinguish polarity on the connection



FUTC02 Connection diagram

AC86V~265V

(L) (N) (\equiv)
Brown Blue Yellow-green

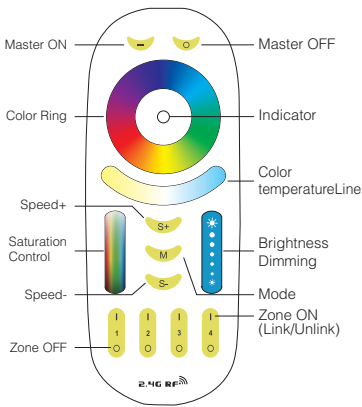


Link / Unlink

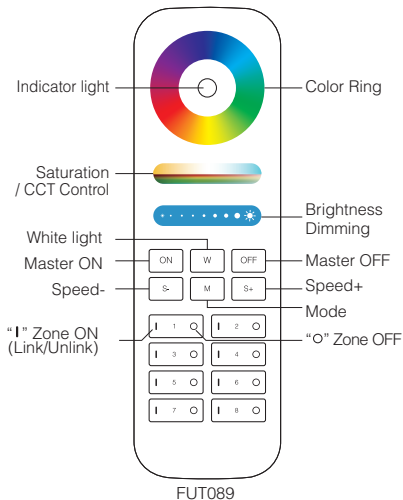
Compatible with FUT089 / FUT092 remote controls
(Purchased separately)

Link: Switch off the power, then switch on again after 5 seconds, press " | " 3 times within 3 seconds; the light will blink 3 times slowly when it is done.

Unlink: Switch off the power, then switch on again after 5 seconds, press corresponding " | " or master ON button 5 times within 3 seconds; the light will blink 10 times quickly when it is done.



FUT092



Caution

- Amateur do not dismantle and install the light
- Users must be correct, strict and solid to install the light; do not use the light on strenuous vibration area.
- The lighting will be heating on working, pls do not cover the lighting housing.