

**PRODUCT DESCRIPTION**

Designed to build universal interior lighting fixtures. This extrusion directs the light beam at an angle of 45° so you can achieve the effect of mild accent illumination and avoid glare. It is to be mounted in corners (e.g. bodies of furniture, cabinets, where ceiling meets wall, shop windows).The extrusion can also serve as a wall lamp fixture.

Patent Number: US D808,577 S



**Closet Rated**

- Three types of cover shapes
- Easy wiring
- Many mounting options
- ETL listed and approved for installation in all closet storage areas when factory built by KLUS as fixtures with 4.5w/ft or less.

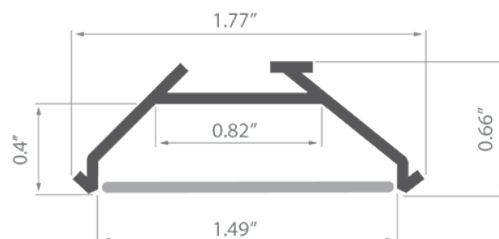


Fill empty fields

Product nr.	
Fixture type	
Company	
Job name	
Date	


**TECHNICAL SPECIFICATION**

B6367ANODA_1	Silver anodized	39.4"
B6367ANODA_2	Silver anodized	78.75"


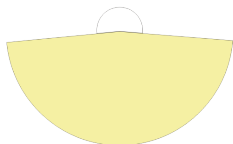


**RELATED PRODUCTS**


COVERS



Ref: 17093  
170°



Ref: 17092  
120°



Ref: 17091  
110°




END CAPS



Ref: 24115




Ref: 24116




Ref: 24117


ACCESSORIES



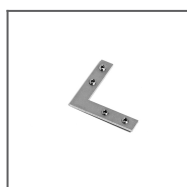
Ref: 42717



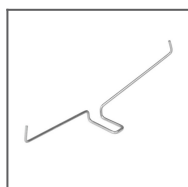
Ref: 42719



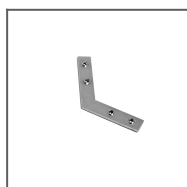
Ref: 42718



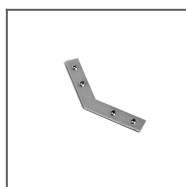
Ref: 42716



Ref: 00293



Ref: 42728




Ref: 42720



Ref: 00802



Ref: 42203



Ref: 42204




Ref: 42205

**COUPLERS** - CONNECTION METHODS FOR PROFILES



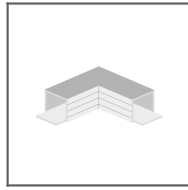
L135



L135PW




L135PZ



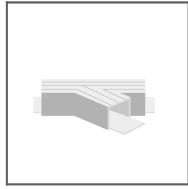
L90



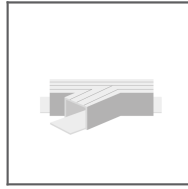
L90PW




L90PZ



T135L



T135R



T90



X135



X90