

**MiBOXER<sup>®</sup>**

**Mi • Light Subordinate New Brand**

**RGB+CCT LED Garden Light**

Model No.: FUTC06 / FUTC07

# Features

This product is made of a aluminium alloy covers with fashionable appearance, waterproof and dustproof, energy saving and environmental protecting, etc features. Widely used on park, apartment, gardens and street, etc.



RGB+CCT  
16 Millions of colors to choose



Color temperature  
2700~6500K



Dimmable  
Saturation control



2.4G RF wireless transmission  
technology



Remote control  
Control distance 30m



Smart phone App control  
(WiFi Box or 2.4GHz gateway is needed)



Support third party voice control  
(2.4GHz gateway is needed)



Waterproof and dustproof  
grade IP65



Beam Angle 25°  
Illumination distance Greater than 15m

# Parameters

## Model No.: FUTC06

Input Voltage: AC100~240V 50/60Hz

Power: 50W

Working Temperature: -20~60°C

Color Temperature: 2700K~6500K

Luminous Flux: 4000LM

Light Efficiency: 80LM/W

CRI: >80 PF: >0.9

Lifespan: 50000 hours

Beam Angle: 25°

Illumination distance: >15m

IP Rate: IP65

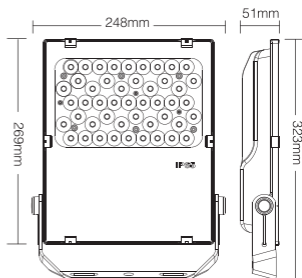
RF: 2.4GHz

Transmitting power: 6dBm

Control Distance: 30m

Material: Aluminum

Product Weight: 2.07kg



## Model No.: FUTC07

Input Voltage: AC100~240V 50/60Hz

Power: 100W

Working Temperature: -20~60°C

Color Temperature: 2700K~6500K

Luminous Flux: 7500LM

Light Efficiency: 75LM/W

CRI: >80 PF: >0.9

Lifespan: 50000 hours

Beam Angle: 25°

Illumination distance: >15m

IP Rate: IP65

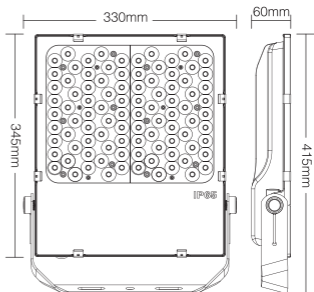
RF: 2.4GHz

Transmitting power: 6dBm

Control Distance: 30m

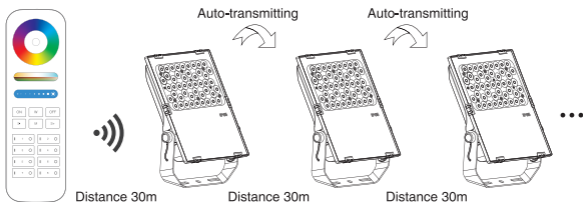
Material: Aluminum

Product Weight: 4.53kg



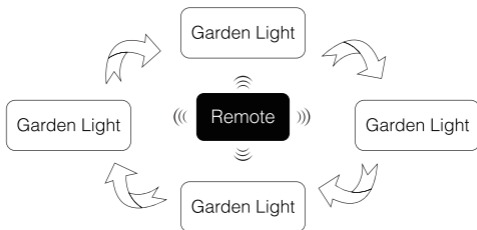
# Auto-transmitting Diagram

One garden light can transmit the signals from the remote control to another garden light within 30m, as long as there is a garden light within 30m, the remote control distance can be limitless.

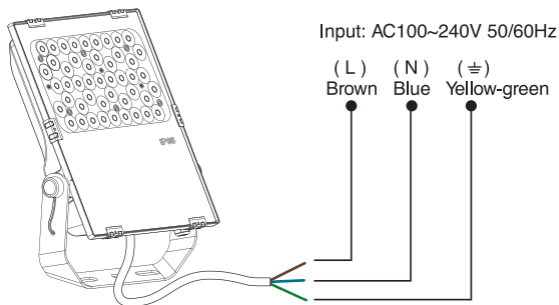


# Auto-synchronization function

Different garden light can work synchronously when they are started at different times, controlled by the same remote, under same dynamic mode and with same speed, and within 30m distance.



# Connection Diagram



## Link/Unlink

Compatible with these remote controls (Purchased separately)



### **NOTE:**

Lighting can be working after linking with remote; for more details, pls read the remote instruction.

# Dynamic Mode Sheet

Number	Dynamic Mode	Saturation	Brightness & Speed
1	Colors gradual change	Adjustable	Adjustable
2	White light Gradual change	Unadjustable	
3	RGB gradual change	Adjustable	
4	Seven colors jump to change		
5	Jump to change randomly		
6	Red light gradual change+Flash 3 times		
7	Green light gradual change+Flash 3 times		
8	Blue light gradual change+Flash 3 times		
9	White light gradual change+Flash 3 times	Unadjustable	

## Attention

1. When install the lighting fixtures, pls switch off the power to make sure the safty.
2. Please check whether the input voltage supply is in accordance with the lighting fixtures, and please check the connection of both the cathode and anode.
3. The working power is high voltage alternating current, so it must be far away from people and must with ground connection.
4. As the power is large, user must choose suitable power cable when connecting.
5. Non-professional user cannot dismantle the lighting fixtures directly, otherwise, it may cause fire and electric shock.
6. Please do not use lighting fixtures around the mental area and high magnetic field, otherwise, it will badly affect the control distance.
7. The lighting fixtures will be heating on working, pls do not cover the lighting housing.



[www.futlight.com](http://www.futlight.com)

Made in China

