

**MiBOXER**<sup>®</sup> | **Mi·Light**  
Subordinate New Brand

## **Rotating Switch Panel Remote**

Model No.: K1

# 1.Feature

It's made by 2.4GHz wireless control technology with low power consumption, long distance, strong ability for anti-interference and quick communication. Power supply is CR2032 battery, the rotating switch can dim brightness and color temperature, it's compatible for MiBoxer single color and cct led lamp.

- Control distance 30m
- One remote supports unlimited led light
- Magnetic installation method, more convenient

# 2.Parameters

Model No.: K1

Working Voltage: 3V (CR2032 battery)

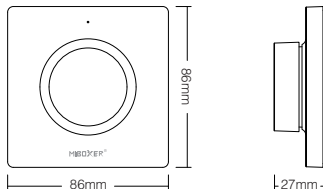
Transmitting Power: 6dBm

Standby Power : <6uA

RF: 2.4GHz

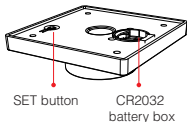
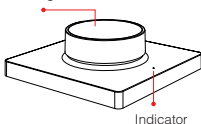
Control Distance: 30m

Working Temperature: -10~40°C



## 3.Function

Rotating switch



### Rotating Switch

**Short press:** turn on/off light

**Rotating:** dim brightness

**Long press while the light is on:** until indicator is blinking, switch to cct dimmable, rotate it to dim color temperature.

(Attention: the device will log out cct mode if user don't operate it within 3 seconds)

**Long press while the light is off:** enter into night light mode.

### "SET" button:

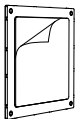
**Link Code:** please power off the lamp 10 seconds and power on again, short press "SET" button 3 times within 3 seconds, the light is blinking 3 times slowly, linking code is done.

**Unlink Code:** please power off the lamp 10 seconds and power on again, short press "SET" button 5 times within 3 seconds, the light is blinking 10 times quickly, unlink code is done.

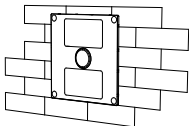
**Note:** For TRI-C1 triac dimmer, long press "SET" button, the indicator is blinking quickly. device enter into night light mode, for more information, please review instruction of TRI-C1.

## 4. Installation

1. Tear out the back tape



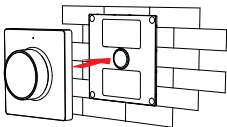
2. Stick the holder on the position where you want



3. Install CR2032 battery



4. Put the rotating switch on the front of holder



## 5. Attention

1. Children should use it under the inspection of Adult, avoid to eat button cell.
2. Please don't use device near metal or magnetic area, it will affect control distance seriously.



Made in China